

Products Covered by This Manual




LX660A

Recommended shoelace:

Flat shoelaces, width: 6 mm
Shoelace TIP outer diameter:
≤ φ3.2-3.5 mm

HOW TO ASSEMBLE

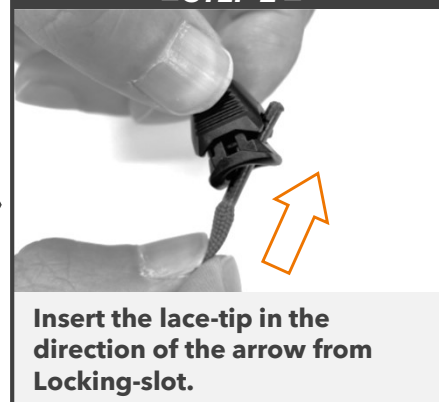
■ Part & Detail ■




■ STEP 1 ■



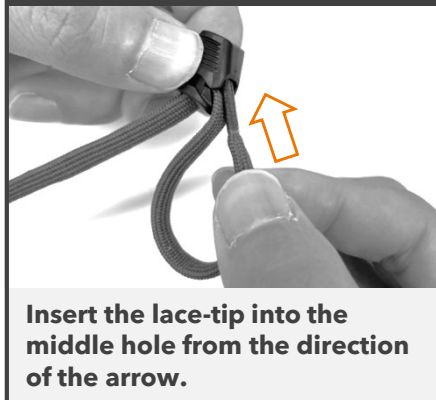
■ STEP 2 ■



■ STEP 3 ■



■ STEP 4 ■



■ STEP 5 ■



■ STEP 6 ■



■ STEP COMPLETED ■

